

RRIL LIMITED (Formerly knownn as S R K INDUSTRIES LIMITED)

Provisional BALANCE SHEET AS AT 30.09.2020

	PARTICULARS	Note No.	As At 30.09.2020	As At 31.03.2020
A	ASSETS			
1	Non-current assets			
	(a) Property, Plant and Equipment	1	41,81,760	49,54,228
	(b) Capital work-in-progress		15,00,000	15,00,000
	(c) Goodwill		9,60,75,000	10,67,50,000
	(d) Financial Assets			
	(i) Investments	2	7,89,91,936	7,89,91,936
	(e) Deferred tax assets (net)		1,84,85,736	1,26,18,645
	(f) Other non-current assets	3	-	-
	Total - Non-current assets		19,92,34,432	20,48,14,809
2	Current assets			
	(a) Inventories		-	-
	(b) Financial Assets			
	(i) Investments	4	-	-
	(ii) Trade receivables	5	-	-
	(iii) Cash and cash equivalents	6	1,682	87
	(iv) Bank balances other than(iii) above	7	8,87,700	3,94,513
	(v) Loans & Advances	8	23,34,25,831	22,61,08,504
	(c) Current Tax Assets (Net)	9	2,24,815	2,24,815
	(d) Other current assets	10	13,75,350	11,19,487
	Total - Current assets		23,59,15,378	22,78,47,406
	TOTAL ASSETS (1 + 2)		43,51,49,810	43,26,62,215
B	EQUITY AND LIABILITIES			
1	Equity			
	(a) Equity Share capital	11	39,22,66,900	39,22,66,900
	(b) Other Equity	12	3,81,16,817	3,47,63,346
	Total - Equity		43,03,83,717	42,70,30,246
2	LIABILITIES			
I.	Non-current liabilities			
	(a) Financial Liabilities			
	(i) Borrowings	13	28,24,323	30,50,670
	(ii) Trade payables		-	-
	(iii)Other financial liabilities (other than those specified in item (b), to be specified)		-	-
	(b) Provisions		-	-
	(c) Deferred tax liabilities (Net)		-	-
	(d) Other non-current liabilities		-	-
	Total - Non-current liabilities		28,24,323	30,50,670
II.	Current liabilities			
	(a) Financial Liabilities			
	(i) Borrowings	14	8,78,853	8,78,853
	(ii) Trade payables	15	6,58,020	9,08,058
	(b) Other current liabilities	16	4,04,897	7,94,388
	Total Liabilities		19,41,770	25,81,299
	TOTAL EQUITY AND LIABILITIES (1 + 2)		43,51,49,810	43,26,62,215

For and on behalf of the Board

Ratanchand D Jain
Managing Director
DIN: 01604521

Harsh Mehta
Whole time director & CFO
DIN: 08315401

Sanjay R vishwakarma
Company Secretary
M.No. A51341


RRIL LIMITED (Formerly knownn as S R K INDUSTRIES LIMITED)

Statement of Profit and Loss for the year ended 30.09.2020 (Provisional)


P A R T I C U L A R S	Note No.	Year 30.09.2020	Year 31.03.2020
CONTINUING OPERATIONS			
Revenue from operations	17	2,47,53,600	99,78,22,509
Other Income	18	1,28,47,927	4,00,59,161
Total		3,76,01,527	1,03,78,81,670
Expenses			
(a) Purchases of Traded goods	19	2,43,83,275	98,16,42,591
(b) Employee benefits expenses	20	17,60,000	26,18,475
(c) Other Expenses	21	23,57,407	1,23,16,264
Total		2,85,00,682	99,65,77,330
Profit before exceptional items, extraordinary items, interest, tax, depreciation and amortisation (EBITDA)		91,00,845	4,13,04,340
Finance Cost		1,66,998	27,833
Depreciation and amortization expense	22	1,14,47,468	2,15,54,164
Profit / (Loss) before exceptional and extraordinary items and tax		(25,13,621)	1,97,22,343
Exceptional items			463
Profit/(Loss) before extraordinary items and tax		(25,13,621)	1,97,21,880
Extraordinary items		-	-
Profit / (Loss) before tax		(25,13,621)	1,97,21,880
Tax expenses:			
Current Tax		-	-
Prior years' Income Tax		-	-
Deferred Tax		58,67,092	(95,13,022)
Profit/ (Loss) from continuing operations		33,53,471	1,02,08,858
OTHER COMPREHENSIVE INCOME:			
i) Items that will not be reclassified to Statement of profit and loss		-	-
ii) Items that will be reclassified to Statement of profit and loss		-	-
TOTAL COMPREHENSIVE INCOME FOR THE YEAR		33,53,471	1,02,08,858
Earnings per share of Rs 5/- each			
Basic		0.04	0.13
Diluted		0.04	0.13
Nominal Value of Share		5	5

For and on behalf of the Board

Ratanchand D Jain
Managing Director
DIN: 01604521



Harsh Mehta
* Whole time director & CFO
DIN: 08315401



Sanjay R vishwakarma
Company Secretary
M.No. A51341

RRIL Limited (Formerly knownn as S R K Industries limited)



Cash Flow Statement for the period Ended 30th September, 2020

PARTICULARS	(Amount in Rs.)	
	30.09.2020	31.03.2020
CASH FLOW FROM OPERATING ACTIVITIES		
Net Profit before Tax	(25,13,621)	1,97,21,879
Adjustments for		
Depreciation	1,14,47,468	2,15,54,164
Miscellaneous Expenditure	-	-
Considered Seperately		
Interest Income	(1,28,17,327)	(23,82,268)
Finance Cost	1,66,998	27,833
Operating Profit Before Working Capital Changes:	(37,16,482)	3,89,21,608
Trade and other receivable	-	3,23,33,280
Non-current liabilities	(2,26,347)	30,50,670
Trade Payables and other liabilities	(6,39,529)	(2,53,26,949)
Current investment	-	62,92,478
Loans & advances	(73,17,327)	(5,89,14,481)
Cash generated from operations	(1,18,99,685)	(36,43,394)
Direct Taxes paid	-	-
Net Cash Flow From Operating Activites (A)	(1,18,99,685)	(36,43,394)
CASH FLOW FROM INVESTING ACTIVITIES		
Increase in Other Non Current Assets	(2,55,863)	6,58,53,279
Purchase of fixed assets	-	(48,30,459)
Purchase of long-term investments	-	(6,32,16,600)
Interest Income	1,28,17,327	23,82,268
Net Cash Flow From Investing Activites (B)	1,25,61,464	1,88,488
CASH FLOW FROM FINANVING ACTIVITIES		
Long Term & Short Term Funds Borrowed/(Repaid)	-	8,78,853
Finance Cost	(1,66,998)	(27,833)
Net Cash Flow From Financing Activites (C)	(1,66,998)	8,51,020
Net Increase / Decrease In		
CASH & CASH EQUIVALENTS (A + B + C)	4,94,781	(26,03,886)
Cash & Cash Equivalents - Opening Balance	3,94,600	29,98,486
Cash & Cash Equivalents - Closing Balance	8,89,381	3,94,600

For and on behalf of the Board



 Ratanchand D Jain Harsh Mehta
 Managing Director Whole time director & CFO
 DIN: 01604521 DIN: 08315401



 Sanjay R vishwakarma
 Company Secretary
 M.No. A51341