



SUBRAMANIAM BENGALI & ASSOCIATES
CHARTERED ACCOUNTANTS

Partners :

CA *P. Subramaniam*
B. Com., FCA.

CA *Rafiu Bengali*
B. Com., FCA.

Independent Auditor's Report on Quarterly Standalone and Year to Date Financial Results of "RRIL Limited" Pursuant to the Regulation 33 of the SEBI (Listing Obligations & Disclosure Requirements) Regulations, 2015


To,
The Board of Director of
RRIL Limited

Opinion

We have audited the quarterly financial results of **RRIL Limited** ("the Company") for the quarter ended on **March 31, 2022** and year to date Financial results for the period from **1st April 2021 to 31st March, 2022** attached herewith, being submitted by the company pursuant to the requirement of the Regulations 33 of the SEBI (Listing Obligation and Disclosure Requirements) Regulations, 2015, as amended ("the Listing Regulations"). These Quarterly Financial Results as well as the year to date Financial Results have been prepared on the basis of the Financial Statement, which are the responsibility of the company's Management. Our responsibility is to express an opinion on these Financial Results based on our audit of such Interim Financial Statements, which have been prepared in accordance with the recognition and measurement principal laid down in Indian Accounting Standards 34 (Ind AS 34) for Interim Financial Reporting, prescribed under Section 133 of the Companies Act, 2013 read with relevant rules issued thereunder or by the Institute of Chartered Accountants of India, as applicable and other accounting principles generally accepted in India.

In our opinion and to the best of our information and according to the explanations given to us these quarterly Financial Results as well as the year to date results:

- i. are presented in accordance with the requirements of Regulation 33 of the SEBI (Listing obligation and disclosure Requirements) Regulations, 2015, as amended in this regards; and
- ii. gives a true and fair view in conformity with the aforesaid Accounting Standards and other accounting principles generally accepted in India of the net profit, including other comprehensive income and other Financial information of the Company for the quarter ended on **March 31, 2022** as well as the year to date results for the period **1st April 2021 to 31st March, 2022**.



Basis for Opinion

We conducted our audit in accordance with the Standards on Auditing specified under Section 143(10) of the Act, 2013.

Our responsibilities under those standards are further described in the Auditor's Responsibilities for the Audit of the Financial Statements section of our report. We are independent of the Company in accordance with the Code of Ethics issued by the Institute of Chartered Accountants of India ('ICAI') together with the ethical requirements that are relevant to our audit of the Financial Results under the provisions of the Act and the rules thereunder, and we have fulfilled our other ethical responsibilities in accordance with these requirements and the Code of Ethics. We believe that the audit evidence we have obtained are sufficient and appropriate to provide a basis for our opinion.

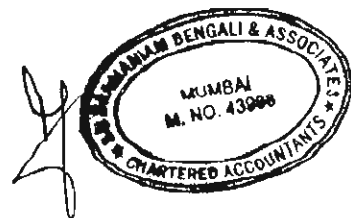
Management's Responsibility for the Standalone Ind AS Financial Results

This Statement, which are the responsibility of the Company's Management and approved by the Board of Directors, has been prepared on the basis of financial statements. The Company's Board of Director are responsible for the preparation and presentation of these standalone financial results that give a true and fair view of the net profit and other comprehensive income and other financial information of the company in accordance with the recognition and measurement principles laid down in Indian Accounting Standards ("Ind AS") prescribed under section 133 of the Act read with the relevant rules issued thereunder and the other accounting principles generally accepted in India and in compliance with Regulation 33 of the Listing Regulations.

This responsibility also includes maintenance of adequate accounting records in accordance with the provisions of the Act for safeguarding the assets of the Company and for preventing and detecting frauds and other irregularities; selection and application of appropriate accounting policies; making Judgements and estimates that are reasonable and prudent; design, implementation and maintenance of adequate internal financial control, that are operating effectively for ensuring the accuracy and completeness of the accounting records, relevant to the preparation and presentation of the financial statements Ind AS that give a true and fair view and are free from material misstatement, whether due to fraud or error.

In preparing the financials Result statements, management is responsible for assessing the Company's ability to continue as a going concern, disclosing, as applicable, matters related to going concern and using the going concern basis of accounting unless management either intends to liquidate the Company or to cease operations, or has no realistic alternative but to do so.

Those Board of Directors are also responsible for overseeing the Company's financial reporting process.



Auditor's Responsibility for the Audit of the Financial Results

Our objectives are to obtain reasonable assurance about whether the financial statements as a whole are free from material misstatement, whether due to fraud or error, and to issue an auditor's report that includes our opinion. Reasonable assurance is a high level of assurance, but is not a guarantee that an audit conducted in accordance with Standards on Auditing will always detect a material misstatement when it exists. Misstatements can arise from fraud or error and are considered material if, individually or in the aggregate, they could reasonably be expected to influence the economic decisions of users taken on the basis of these financial statements.

As part of an audit in accordance with Standards on Auditing, we exercise professional judgment and maintain professional skepticism throughout the audit. We also:

- Identify and assess the risks of material misstatement of the financial statements, whether due to fraud or error, design and perform audit procedures responsive to those risks, and obtain audit evidence that are sufficient and appropriate to provide a basis for our opinion. The risk of not detecting a material misstatement resulting from fraud is higher than for one resulting from error, as fraud may involve collusion, forgery, intentional omissions, misrepresentations, or the override of internal control.
- Obtain an understanding of internal financial controls relevant to the audit in order to design audit procedures that are appropriate in the circumstances. Under section 143(3)(i) of the Act, we are also responsible for expressing our opinion on whether the Company has adequate internal financial controls system in place and the operating effectiveness of such controls.
- Evaluate the appropriateness of accounting policies used and the reasonableness of accounting estimates and related disclosures made by management.
- Conclude on the appropriateness of management's use of the going concern basis of accounting and, based on the audit evidence obtained, whether a material uncertainty exists related to events or conditions that may cast significant doubt on the Company's ability to continue as a going concern. If we conclude that a material uncertainty exists, we are required to draw attention in our auditor's report to the related disclosures in the standalone financial statements or, if such disclosures are inadequate, to modify our opinion. Our conclusions are based on the audit evidence obtained up to the date of our auditor's report. However, future events or conditions may cause the Company to cease to continue as a going concern.
- Evaluate the overall presentation, structure and content of the standalone financial statements, including the disclosures, and whether the standalone financial statements represent the underlying transactions and events in a manner that achieves fair presentation.



Materiality is the magnitude of misstatements in the standalone financial results that, individually or in aggregate, makes it probable that the economic decisions of a reasonably knowledgeable user of the financial results may be influenced. We consider quantitative materiality and qualitative factors in (i) planning the scope of our audit work and in evaluating the results of our work; and (i) to evaluate the effect of any identified misstatements in the standalone financial results.


We communicate with those charged with governance regarding, among other matters, the planned scope and timing of the audit and significant audit findings, including any significant deficiencies in internal control that we identify during our audit.

We also provide those charged with governance with a statement that we have complied with relevant ethical requirements regarding independence, and to communicate with them all relationships and other matters that may reasonably be thought to bear on our independence, and where applicable, related safeguards.

Other Matters

The Statements includes the results for the quarter ended March 31, 2022 being the balancing figure between the audited figures in respect of the full financial year and the published unaudited year to date figures up to the third quarter of the current financial year which were subject to limited review by us. Our opinion on the statement is not modified in respect of the above matters.

**For Subramaniam Bengali & Associates
Chartered Accountant
FRN 127499W**



A handwritten signature in black ink, appearing to read "Rajiv B. Bengali".

**CA Rajiv B. Bengali
Partner**

Mem. No. 043998

UDIN No.: 22043998AJXAIX6001

Place: Mumbai

Dated: 30.05.2022

| Statement of Standalone Audited Financial Results for the quarter and year ended 31st March, 2022 | | | | | | |
|---------------------------------------------------------------------------------------------------|------------------------------------------------------------------------------------|------------------|------------|------------|------------|------------|
| (Amount in Lacs) | | | | | | |
| Sr. No. | Particulars | Quarter Ended on | | | Year ended | |
| | | 31.03.2022 | 31.12.2021 | 31.03.2021 | 31.03.2022 | 31.03.2021 |
| | | Audited | Unaudited | Audited | Audited | Audited |
| I | Revenue from operations | 1,108.78 | 33.47 | 572.48 | 1,433.98 | 820.02 |
| II | Other income | 23.33 | 27.01 | 49.64 | 95.54 | 239.23 |
| III | Total Revenue (I+II) | 1,132.11 | 60.48 | 622.12 | 1,529.52 | 1,059.25 |
| IV | Expenses | | | | | |
| | (a) Cost of materials consumed | 680.46 | - | - | 680.46 | - |
| | (b) Purchases of stock-in-trade | - | 3.77 | 438.30 | 245.90 | 682.13 |
| | (c) Change in Inventories of F/goods, Stock-in -Trade & WIP | - | - | (9.94) | 9.94 | (9.94) |
| | (d) Employee benefits expense | 19.47 | 9.81 | 11.82 | 47.89 | 39.06 |
| | (e) Finance costs | 48.78 | 1.04 | 0.78 | 51.63 | 3.14 |
| | (f) Depreciation and amortisation expense | (157.35) | 56.03 | 57.23 | 10.59 | 228.95 |
| | (g) Other expenses (Incl.Selling & distribution Exp) | 37.97 | 1.61 | 21.34 | 51.66 | 48.44 |
| | Total Expenses (IV) | 629.33 | 72.26 | 519.53 | 1,098.07 | 991.78 |
| V | Profit/(Loss) before exceptional and extra ordinary items and tax (III-IV) | 502.78 | (11.78) | 102.59 | 431.45 | 67.47 |
| VI | Exceptional items | - | - | - | - | - |
| VII | Profit/(Loss) before tax (V-VI) | 502.78 | (11.78) | 102.59 | 431.45 | 67.47 |
| VIII | Tax expense | | | | | |
| | - Current | 40.10 | 40.10 | 40.10 | 40.10 | - |
| | - Prior Year Tax | 21.16 | 21.16 | 0.02 | 21.16 | 0.02 |
| | - Deferred Tax | 89.88 | 18.14 | 6.79 | 146.27 | (20.07) |
| IX | Profit/(Loss) for the period from continuing operations (VII-VIII) | 351.64 | (91.18) | 55.68 | 223.92 | 87.52 |
| X | Profit/(Loss) from discontinuing operations | - | - | - | - | - |
| XI | Tax expense of discontinuing operations | - | - | - | - | - |
| XII | Profit/(Loss) from discontinuing operations after tax(X-XI) | - | - | - | - | - |
| XIII | Net Profit/(Loss) for the period (IX+XII) | 351.64 | (91.18) | 55.68 | 223.92 | 87.52 |
| XIV | Other Comprehensive Income | - | - | - | - | - |
| XV | Total Comprehensive Income for the period (XIII+XIV) | 351.64 | (91.18) | 55.68 | 223.92 | 87.52 |
| | Paid up Equity Share Capital | - | - | - | 6,060.71 | 3,922.67 |
| | Other Equity | - | - | - | 659.08 | 435.16 |
| XVI | Earnings per Equity share (Face Value of Rs. 5/- each) (for continuing operation) | | | | | |
| | Basic and diluted earnings/ (loss) per share (Rs.) | 0.29 | (0.12) | 0.07 | 0.18 | 0.11 |

Segment wise Revenue, results and Capital employed

(Amount in Lacs)

| Sr. No. | Particulars | Quarter ended | | | Year ended | |
|---------|---------------------------------------------------------------------|---------------|------------|------------|------------|------------|
| | | 31.03.2022 | 31.12.2021 | 31.03.2021 | 31.03.2022 | 31.03.2021 |
| | | Audited | Unaudited | Audited | Audited | Audited |
| 1 | Segment Revenue | | | | | |
| | a. Textile | 24.00 | 33.47 | 572.48 | 349.20 | 820.02 |
| | b. Real Estate | 1,084.78 | - | - | 1,084.78 | - |
| | c. Other Income | 23.33 | 27.01 | 49.64 | 95.54 | 239.23 |
| | Total Income from Operations | 1,132.11 | 60.48 | 622.12 | 1,529.52 | 1,059.25 |
| 2 | Segment Result : Profit / (Loss) before Tax and Finance cost | | | | | |
| | a. Textile | 24.00 | 29.70 | 144.12 | 93.36 | 147.83 |
| | b. Real Estate | 404.32 | - | - | 404.32 | - |
| | c. Other Income | 23.33 | 27.01 | 49.64 | 95.54 | 239.23 |
| | Total | 451.65 | 56.71 | 193.76 | 593.22 | 387.06 |
| | Less : Finance Cost | 48.78 | 1.04 | 0.78 | 51.63 | 3.14 |
| | Less : Un-allocable Expenses | (99.91) | 67.45 | 90.39 | 110.14 | 316.45 |
| | Profit / (Loss) before Tax | 502.78 | (11.78) | 102.59 | 431.45 | 67.47 |
| 3 | Segment Assets | | | | | |
| | a. Textile | 5,915.93 | 4,045.82 | 4,171.38 | 5,915.93 | 4,171.38 |
| | b. Real Estate | 1,333.61 | 232.05 | 232.05 | 1,333.61 | 232.05 |
| | Total | 7,249.54 | 4,277.87 | 4,403.43 | 7,249.54 | 4,403.43 |
| 4 | Segment Liabilities | | | | | |
| | a. Textile | 29.99 | 57.68 | 45.60 | 29.99 | 45.60 |
| | b. Real Estate | 499.76 | - | - | 499.76 | - |
| | Total | 529.75 | 57.68 | 45.60 | 529.75 | 45.60 |

RRIL LIMITED



Notes :

- 1 The Audited standalone financial results of the Company for the quarter and year ended March 31, 2022 have been prepared in accordance with the Indian Accounting Standards ("Ind AS") as prescribed under section 133 of the Companies Act, 2013 read with the Companies (Indian Accounting Standards) Rules, 2015 and relevant amendment rules thereafter.
- 2 The Audited Standalone Financial Results have been reviewed and recommended by the Audit Committee and approved by Board of Directors at their meetings held on 30.05.2022. The Statutory Auditors have expressed an Un-modified Audit Opinion with respect to the Audited Financial Results for the Quarter and year ended on 31st March, 2022.
- 3 During the quarter, Company operates in Textile and Real Estate Segment. Hence segmental reporting under IND AS 108- "Operating Segment" is given.
- 4 Pursuant to the sanction of the Scheme of merger by absorption (the 'Scheme') by the Hon'ble National Company Law Tribunal vide its Order dated February 24, 2022, all assets and liabilities of KRKumar Industries limited (the "Transferor Company") merged with RRIL Limited (the "Transferee Company" / "the Company"). The Transferor Company engaged in business of Construction and Textile activities, were transferred to and vested in the Company in terms of the Scheme has been accounted as prescribed by the Ind AS – 103, "Business Combination", specified under section 133 of the Companies Act, 2013 read with the Companies (Indian Accounting standards) Rules, 2015 and other relevant provisions of the Act and the accounting treatment has been given as under:
 - As per the Scheme the Board of Directors has allotted 4,31,20,000 equity shares of Rs. 5 each at par to the shareholders of KRKumar Industries Limited on 28.03.2022.
 - As per the Scheme 3,59,090 equity shares of Rs.5 each held by the Transferor in RRIL Limited are cancelled.
- 5 During the fourth quarter of FY2021-22, Raj Rajendra Industries Limited became wholly owned subsidiary, Pursuant to the merger of KRKumar Industries Limited with the Company.
- 6 The Management has been following the consistent practice of amortising goodwill over a period of ten years starting from 01.04.2015. The management has decided to test the goodwill for impairment w.e.f. 01st April 2021 including the goodwill acquired on account of merger. Accordingly, Depreciation on Intangible assets amounting to Rs.160.13 lacs provided till third quarter of 2021-22 is re-arranged during the last quarter.
- 7 Figures for the previous quarter and previous periods have been regrouped and reclassified to confirm to the classification of the current period, wherever necessary.
- 8 The results are available on BSE Website (www.bseindia.com) and on the Company's website www.rريلimited.com

For RRIL Limited

Harsh Mehta
Executive Director & CFO
DIN: 08315401


Mumbai, 30.05.2022



Statement of standalone Assets and Liabilities As on 31.03.2022

Rupees in Lacs

| PARTICULARS | | As At 31.03.2022 | As At 31.03.2021 |
|-------------|-------------------------------------------|---------------------|---------------------|
| A | ASSETS | | |
| 1 | Non-current assets | | |
| | (a) Property, Plant and Equipment | 23.25 | 34.12 |
| | (b) Capital work-in-progress | 0.00 | 0.00 |
| | (c) Intangible Assets-Goodwill | 2291.82 | 854.00 |
| | (d) Investment in Property | 42.75 | 42.75 |
| | (d) Financial Assets | | |
| | Investments | 2565.46 | 2212.13 |
| | Loans & Advances | 4.23 | 0.20 |
| | (e) Deferred tax assets (Net) | 0.00 | 146.26 |
| | (f) Non-current Tax assets | 27.60 | 100.00 |
| | (g) Other assets | 50.00 | 21.35 |
| | Total - Non-current assets(1) | 5005.11 | 3410.81 |
| 2 | Current assets | | |
| | (a) Inventories | 835.20 | 241.99 |
| | (b) Financial Assets | | |
| | (i) Investments | 0.00 | 0.00 |
| | (ii) Trade receivables | 289.27 | 38.60 |
| | (iii) Cash and cash equivalents | 0.76 | 0.11 |
| | (iv) Bank balances other than(iii) above | 195.51 | 7.87 |
| | (v) Loans & Advances | 923.62 | 700.57 |
| | (vi) Other Financial Assets | 0.00 | 0.36 |
| | (c) Other current assets | 0.57 | 3.12 |
| | Total - Current assets(2) | 2244.43 | 992.62 |
| | TOTAL ASSETS (1+2) | 7249.54 | 4403.43 |
| B | EQUITY AND LIABILITIES | | |
| 1 | Equity | | |
| | (a) Equity Share capital | 6060.71 | 3922.67 |
| | (b) Other Equity | 659.08 | 435.16 |
| | Total - Equity | 6719.79 | 4357.83 |
| 2 | Liabilities | | |
| I. | Non-current liabilities | | |
| | (a) Financial Liabilities | | |
| | (i) Borrowings | 12.87 | 23.13 |
| | (ii) Trade payables | 0 | 0 |
| | (iii) Other financial liabilities | 0 | 0 |
| | (b) Provisions | 0 | 0 |
| | (c) Deferred tax liabilities (Net) | 0 | 0 |
| | (d) Other non-current liabilities | 0 | 0 |
| 1 | Total - Non-current liabilities | 12.87 | 23.13 |
| II. | Current liabilities | | |
| | (a) Financial Liabilities | | |
| | (i) Borrowings | 0.00 | 0.00 |
| | (ii) Trade payables | 423.34 | 9.64 |
| | (iii) Other financial Liabilities | 10.25 | 9.43 |
| | (b) Other current liabilities | 42.39 | 3.40 |
| | (c) Current Tax Liabilities | 40.90 | 0.00 |
| | Total Liabilities | 516.88 | 22.47 |
| | TOTAL EQUITY AND LIABILITIES (1+2) | 7249.54 | 4403.43 |



RRIL LIMITED

Standalone Cash Flow Statement for the year ended 31st March, 2022

| PARTICULARS | 31.03.2022 | 31.03.2021 |
|-------------------------------------------------------------|-------------------|-------------------|
| CASH FLOW FROM OPERATING ACTIVITIES | | |
| Net Profit before Tax | 431.44 | 67.47 |
| Adjustments for | | |
| Depreciation | 10.59 | 228.95 |
| Miscellaneous Expenditure | - | - |
| Considered Separately | | |
| Interest Income | (90.13) | (232.80) |
| Finance Cost | 51.63 | 3.14 |
| Operating Profit Before Working Capital Changes: | 403.53 | 66.76 |
| Decrease/(increase) in Inventories | (593.21) | (241.99) |
| Decrease/(increase) in Trade and other receivable | (250.67) | (38.60) |
| Increase/(decrease) in Non-current liabilities | (10.25) | (7.38) |
| Increase/(decrease) in Trade Payables and other liabilities | 452.68 | (3.98) |
| Current investment | - | - |
| Decrease/(increase) in Loans & advances | (227.08) | 1,560.32 |
| Cash generated from operations | (225.00) | 1,335.13 |
| Direct Taxes paid | (20.37) | (0.02) |
| Net Cash Flow From Operating Activites (A) | (245.37) | 1,335.11 |
| CASH FLOW FROM INVESTING ACTIVITIES | | |
| Decrease/(increase) in Other Non Current Assets | 46.66 | (96.38) |
| Purchase of fixed assets | - | (0.03) |
| | (1,437.97) | - |
| Sale of fixed assets | 0.42 | - |
| Purchase of long-term investments | (353.33) | (1,464.97) |
| Interest Income | 90.13 | 232.80 |
| Net Cash Flow From Investing Activites (B) | (1,654.09) | (1,328.58) |
| CASH FLOW FROM FINANVING ACTIVITIES | | |
| Increase in Capital (Due to Merger) | 2,138.05 | - |
| CASH FLOW FROM FINANCING ACTIVITIES | | |
| Long Term & Short Term Funds Borrowed/(Repaid) | 0.82 | 0.65 |
| Finance Cost | (51.63) | (3.14) |
| Net Cash Flow From Financing Activites (C) | 2,087.24 | (2.49) |
| Net Increase / Decrease In | | |
| CASH & CASH EQUIVALENTS (A + B + C) | 187.78 | 4.04 |
| Cash & Cash Equivalents - Opening Balance | 7.99 | 3.95 |
| Cash & Cash Equivalents - Closing Balance | 195.77 | 7.99 |





SUBRAMANIAM BENGALI & ASSOCIATES
CHARTERED ACCOUNTANTS

Partners :

CA *P. Subramaniam*
B. Com., FCA.

CA *Rajiv Bengali*
Independent


Auditor's Report on the audit of the Annual Consolidated Financial Results of the group with the last quarter financial results being balancing figures Pursuant to the Regulation 33 of the SEBI (Listing Obligations & Disclosure Requirements) Regulations, 2015

To,
The Board of Director of
RRIL Limited

1. We have audited the accompanying Statement of Consolidated financial results of **RRIL Limited**. ("the Parent") and its subsidiary (the parent and the subsidiary together referred to as "the Group") for the year ended on **March 31, 2022** (the statement), being submitted by the company pursuant to the requirement of the Regulations 33 of the SEBI (Listing Obligation and Disclosure Requirements) Regulations, 2015, as amended ("the Listing Regulations").
2. This statement, which is the responsibility of the Parent's Management and approved by the Parent's Board of Directors, have been compiled from the related consolidated financial statements which has been prepared in accordance with the Indian Accounting Standards prescribed under section 133 of the Companies Act, 2013 read with the Companies (Indian Accounting Standards) Rules, 2015, as amended ("IND AS") and other accounting principles generally accepted in India. Our responsibility is to express an opinion on the statement based on our audit of such Consolidated Financial Results.
3. We conducted our audit in accordance with the Standards on Auditing specified under Section 143(10) of the Act, 2013. Those standards require that we comply with the ethical requirements and plan and perform the audit to obtain reasonable assurance about whether the statement is free from material misstatement.

An audit involves performing procedures to obtain audit evidence about the amounts and the disclosures in the statement. The procedures selected depend on the auditor's judgment, including the assessment of the risk of material misstatement of the Statement, whether due to fraud or error. In making those risk assessments, the auditor considers internal control relevant to the Parent's preparation and fair presentation of the Statement in order to design audit procedures that are appropriate in the circumstances, but not for the purpose of expressing an opinion on the Parent's internal financial control with reference to Statement. An audit also includes evaluating the appropriateness of the accounting policies used and the reasonableness of the accounting estimates made by the Management, as well as evaluating the overall presentation of the Statement.

We also performed procedures in accordance with the circular issued by the SEBI under regulation 33 (8) of the SEBI (Listing Obligations and Disclosure Requirements) Regulations, 2015, as amended, to the extent applicable.




SUBRAMANIAM BENGALI & ASSOCIATES

We believe that the audit evidence obtained by us and the audit evidence obtained by the other auditor in terms of their reports referred to in paragraph 6 below, is sufficient and appropriate to provide basis for our audit opinion.

4. In our opinion and to the best of our information and according to the explanations given to us and based on the consideration of the report of other auditor on separate financial statements and the other financial information of subsidiary referred to in paragraph 6 below, the Statement:
 - i. Includes the results of the Raj Rajendra Industries Limited
 - ii. is presented in accordance with the requirements of Regulation 33 of the SEBI (Listing obligation and disclosure Requirements) Regulations, 2015, as amended; and
 - iii. Gives a true and fair view in conformity with the recognition and measurement principles laid down in the aforesaid Indian Accounting Standards and other accounting principles generally accepted in India of the consolidated total comprehensive Income (comprising of net profit and other comprehensive income) and other financial information of the Group for the year ended on **March 31, 2022**.
5. We did not audit of financial statements of Raj Rajendra Industries Ltd., a subsidiary, included in the consolidated financial results, whose financial statements reflect total assets of Rs. 4567.89 lacs as at March 31 2022, total revenues of Rs. 6960.07 lacs, Total net profit after tax of Rs. 199.71 lacs, for the year ended on that date, as considered in consolidated financial results. These financial statements have been audited by the other auditor whose reports have been furnished to us by the Management and our opinion on the consolidated financial results, in so far as it relates to the amounts and disclosures included in respect of this subsidiary is based Solely on the report of the other auditor and the procedures performed by us as stated in paragraph 3 above.
6. The statement includes the results for the quarter ended March 31, 2022 being the balancing figures in respect of the full financial year and the published unaudited year to dated figures upto the third quarter of the current financial year which were subject to limited review by us. Our opinion on the statement is not modified in respect of the above matters.

For Subramaniam Bengali & Associates
Chartered Accountant
ERN 127499W



CA Rajiv B. Bengali

Partner

Mem. No. 043998

UDIN No.: 22043998AJXBIX7983

Place: Mumbai

Dated: 30.05.2022

Statement of Consolidated Audited Financial Results for the quarter and year ended 31.03.2022

Rupees in Lacs

| | Particulars | Quarter Ended on | | | Year ended | |
|------|-----------------------------------------------------------------------------|------------------|-----------------|---------------|-----------------|-----------------|
| | | 31.03.2022 | 31.12.2021 | 31.03.2021 | 31.03.2022 | 31.03.2021 |
| | | Audited | Unaudited | Audited | Audited | Audited |
| | Income | | | | | |
| i | Revenue from operations | 3191.82 | 2,176.69 | 695.19 | 8,316.44 | 942.73 |
| ii | Other Income | 26.95 | 51.39 | 67.04 | 168.25 | 256.63 |
| iii | Total Income (i+ii) | 3,218.77 | 2,228.08 | 762.23 | 8,484.69 | 1,199.36 |
| iv | Expenses | | | | | |
| | Cost of materials consumed | 1538.05 | 1,735.31 | 61.20 | 5,407.30 | 61.20 |
| | Purchase of traded goods | 0.00 | 3.76 | 438.30 | 255.84 | 682.13 |
| | Changes in inventories of finished goods | 774.50 | (45.47) | 22.14 | 710.77 | 22.14 |
| | Manufacturing expenses | 130.60 | 146.84 | 5.90 | 410.13 | 5.90 |
| | Employee benefit expenses | 159.60 | 128.61 | 15.90 | 477.77 | 43.14 |
| | Finance costs | 64.95 | 22.51 | 1.98 | 124.36 | 4.34 |
| | Depreciation and amortisation | -121.57 | 93.03 | 73.07 | 155.13 | 244.79 |
| | Other expenses | 66.37 | 64.17 | 29.00 | 226.98 | 56.10 |
| | Total expenses (iv) | 2,612.50 | 2,148.76 | 647.49 | 7,768.28 | 1,119.74 |
| v | Profit/(Loss) before exceptional and extra ordinary items and tax (III-IV) | 606.27 | 79.32 | 114.74 | 716.41 | 79.62 |
| vi | Exceptional items | 0.00 | - | - | - | - |
| vii | Profit/(Loss) before tax (v-vi) | 606.27 | 79.32 | 114.74 | 716.41 | 79.62 |
| viii | Tax expense: | | | | | |
| | - Current tax | 72.51 | 25.75 | - | 121.39 | - |
| | - Deferred tax charge/ (credit) | -40.15 | 15.73 | 6.65 | 21.16 | (20.21) |
| | - Prior period adjustments income tax | 150.23 | - | 0.02 | 150.23 | 0.02 |
| | Total tax expense (viii) | 182.59 | 41.48 | 6.67 | 292.78 | (20.19) |
| ix | Profit/(Loss) after tax (vii-viii) | 423.68 | 37.84 | 108.07 | 423.63 | 99.81 |
| | Profit for the year attributable to | | | | | |
| | - Shareholders of the Company | 423.68 | 8.63 | 102.77 | 423.63 | 94.51 |
| | - Non-controlling interest | 0.00 | 29.21 | 5.30 | - | 5.30 |
| | Other comprehensive income/ (loss) for the year attributable to | 423.68 | 37.84 | 108.07 | 423.63 | 99.81 |
| x | Other comprehensive income / (loss) | | | | | |
| | a) (i) Items that will not be reclassified to Statement of Profit and Loss | | | | | |
| | - Remeasurement of defined benefit plans - gain/(loss) | 2.65 | - | - | 2.65 | - |
| | (ii) Income tax relating to items that will be classified to profit or loss | -0.67 | - | - | (0.67) | - |
| | b) (i) Items that will be reclassified to statement of Profit and Loss | - | - | - | - | - |
| | (ii) Income tax relating to items that will be classified to profit or loss | - | - | - | - | - |
| | Total other comprehensive income for the year (x) | 1.98 | - | - | 1.98 | - |
| | Attributable to | | | | | |
| | - Owners of the Company | 1.98 | - | - | 1.98 | - |
| | - Non-controlling interest | 0.00 | - | - | - | - |
| | Total Comprehensive income for the year attributable to | 425.66 | 37.84 | 108.07 | 425.61 | 99.81 |
| xi | - Owners of the Company | 425.66 | 8.63 | 102.77 | 425.61 | 94.51 |
| | - Non-controlling interest | 0.00 | 29.21 | 5.30 | - | 5.30 |
| xii | Paid up Equity Share Capital (Face Value Rs.5 each) | 6060.71 | 3,922.67 | 3,922.67 | 6060.71 | 3,922.67 |
| | Other Equity (As per Last Audited Balance Sheet) | | | | 1816.66 | 442.15 |
| xiii | Basic and diluted earnings/ (loss) per share (Rs.) | 0.35 | 0.01 | 0.13 | 0.35 | 0.12 |



| Segment wise Revenue, results and Capital employed | | Rupees in Lacs | | | | |
|----------------------------------------------------|------------------------------------------------|----------------|------------|------------|------------|------------|
| | | Quarter ended | | | Year ended | |
| | | 31.03.2022 | 31.12.2021 | 31.03.2021 | 31.03.2022 | 31.03.2021 |
| Particulars | | Audited | Unaudited | Audited | Audited | Audited |
| 1 | Segment Revenue | | | | | |
| | a. Textile | 2,107.04 | 2,176.69 | 695.19 | 7,231.66 | 942.73 |
| | b. Real Estate | 1,084.78 | - | - | 1,084.78 | - |
| | c. Other Income | 26.95 | 51.39 | 67.04 | 168.25 | 256.63 |
| | Total Income from Operations | 3,218.77 | 2,228.08 | 762.23 | 8,484.69 | 1,199.36 |
| 2 | Segment Result : Profit / (Loss) | | | | | |
| | Profit / (Loss) before Tax and Interest | | | | | |
| | a. Textile | 344.35 | 336.25 | 167.65 | 1,128.08 | 171.36 |
| | b. Real Estate | 404.32 | - | - | 404.32 | - |
| | c. Other Income | 26.95 | 51.39 | 67.04 | 168.25 | 256.63 |
| | Total | 775.62 | 387.64 | 234.69 | 1,700.65 | 427.99 |
| | Less : Finance Cost | 64.95 | 22.51 | 1.98 | 124.36 | 4.34 |
| | Less : Un-allocable Expenses | 104.40 | 285.81 | 117.97 | 859.88 | 344.03 |
| | Profit / (Loss) before Tax | 606.27 | 79.32 | 114.74 | 716.41 | 79.62 |
| 3 | Segment Assets | | | | | |
| | a. Textile | 8,388.45 | 7,039.03 | 6,758.52 | 8,388.45 | 6,758.52 |
| | b. Real Estate | 1,333.61 | 232.05 | 232.05 | 1,333.61 | 232.05 |
| | Total | 9,722.06 | 7,271.08 | 6,990.57 | 9,722.06 | 6,990.57 |
| 4 | Segment Liabilities | | | | | |
| | a. Textile | 1,344.92 | 1,590.83 | 6,990.61 | 1,344.92 | 6,990.61 |
| | b. Real Estate | 499.76 | - | - | 499.76 | - |
| | Total | 1,844.68 | 1,590.83 | 6,990.61 | 1,844.68 | 6,990.61 |

Notes :

- The Audited Consolidated financial results of the Company for the quarter and year ended March 31, 2022 have been prepared in accordance with the Indian Accounting Standards ("Ind AS") as prescribed under section 133 of the Companies Act, 2013 read with the Companies (Indian Accounting Standards) Rules, 2015 and relevant amendment rules thereafter.
- The Audited consolidated Financial Results have been reviewed and recommended by the Audit Committee and approved by Board of Directors at their meetings held on 30.05.2022. The Statutory Auditors have expressed an Un-modified Audit Opinion with respect to the Audited Financial Results for the Quarter and year ended on 31st March, 2022.
- During the quarter and year ended, the company operates in Textile and Real Estate Segment. Hence segmental reporting under IND AS 108- "Operating Segment" is given.
- Pursuant to the sanction of the Scheme of merger by absorption (the 'Scheme') by the Hon'ble National Company Law Tribunal vide its Order dated February 24, 2022, all assets and liabilities of KRKumar Industries limited (the "Transferor Company") merged with RRIL Limited (the "Transferee Company" / "the Company"). The Transferor Company engaged in business of Construction and Textile activities, were transferred to and vested in the Company in terms of the Scheme has been accounted as prescribed by the Ind AS - 103, "Business Combination", specified under section 133 of the Companies Act, 2013 read with the Companies (Indian Accounting standards) Rules, 2015 and other relevant provisions of the Act and the accounting treatment has been given as under:
-- As per the Scheme the Board of Directors has allotted 4,31,20,000 equity shares of Rs. 5 each at par to the shareholders of KRKumar Industries Limited on 28.03.2022.

-- As per the Scheme 3,59,090 equity shares of Rs.5 each held by the Transferor in RRIL Limited are cancelled.
- In consolidated financial results, includes Raj Rajendra Industries Limited as its wholly owned subsidiary company, Pursuant to the merger of KRKumar Industries Limited with the Company.
- The Management has been following the consistent practice of amortising goodwill over a period of ten years starting from 01.04.2015. The management has decided to test the goodwill for impairment w.e.f. 01st April 2021 including the goodwill acquired on account of merger. Accordingly, Depreciation on Intangible assets amounting to Rs.160.13 lacs provided till third quarter of 2021-22 is re-arranged during the last quarter.
- Figures for the previous quarter and previous periods have been regrouped and reclassified to confirm to the classification of the current period, wherever necessary.
- The results are available on the Website (www.bseindia.com) and on the Company's website www.rrillimited.com

For RRIL Limited

Harsh Mehta
Executive Director & CFO
DIN: 08315401

Mumbai, 30.05.2022



CONSOLIDATED BALANCE SHEET AS AT 31.03.2022

(Amount in Lacs)


| | PARTICULARS | As At 31.03.2022 | As At 31.03.2021 |
|----------|-------------------------------------------|---------------------|---------------------|
| A | ASSETS | | |
| 1 | Non-current assets | | |
| | (a) Property, Plant and Equipment | 1,360.19 | 1,475.44 |
| | (b) Right of Use asset | 28.51 | 29.07 |
| | (c) Intangible Assets-Goodwill | 2,291.82 | 854.00 |
| | (d) Investment in Property | 42.75 | 42.75 |
| | (e) Goodwill on consolidation | 355.08 | 368.17 |
| | (f) Financial Assets | | |
| | Investments | 345.72 | 345.72 |
| | Loans & Advances | 393.96 | 491.01 |
| | (g) Deferred tax assets (Net) | - | 45.59 |
| | (h) Non-current Tax assets | 91.63 | 21.35 |
| | (i) Other assets | - | - |
| | Total - Non-current assets | 4,909.66 | 3,673.10 |
| 2 | Current assets | | |
| | (a) Inventories | 1,619.34 | 1,059.48 |
| | (b) Financial Assets | | |
| | (i) Investments | | |
| | (ii) Trade receivables | 1,026.83 | 544.07 |
| | (iii) Cash and cash equivalents | 197.18 | 9.99 |
| | (v) Loans & Advances | 1,797.16 | 1,516.31 |
| | (vi) Other Financial Assets | | |
| | (c) Other current assets | 171.88 | 187.66 |
| | Total - Current assets | 4,812.39 | 3,317.51 |
| | TOTAL ASSETS (1+2) | 9,722.05 | 6,990.61 |
| B | EQUITY AND LIABILITIES | | |
| 1 | Equity | | |
| | (a) Equity Share capital | 6,060.71 | 3,922.67 |
| | (b) Other Equity | 1,816.66 | 442.15 |
| | Total - Equity | 7,877.37 | 4,364.82 |
| | Non controlling Interest | - | 1,315.31 |
| | | 7,877.37 | 5,680.13 |
| 2 | Liabilities | | |
| I. | Non-current liabilities | | |
| | (a) Financial Liabilities | 128.55 | 179.60 |
| | (b) Provisions | 19.43 | 17.37 |
| | (c) Deferred tax liabilities (Net) | 105.30 | - |
| | (d) Other non-current liabilities | | |
| | Total - Non-current liabilities | 253.28 | 196.97 |
| II. | Current liabilities | | |
| | (a) Financial Liabilities | | |
| | (i) Borrowings | 908.41 | 903.34 |
| | (ii) Trade payables | 526.48 | 137.22 |
| | (iii) Other financial Liabilities | - | - |
| | (b) Other current liabilities | 51.98 | 20.63 |
| | (c) Provisions | 104.53 | 52.32 |
| | (d) Current Provisions | - | - |
| | Total Liabilities | 1,591.40 | 1,113.51 |
| | TOTAL EQUITY AND LIABILITIES (1+2) | 9,722.05 | 6,990.61 |

RRIL LIMITED



Consolidated Cash Flow Statement for the year ended 31st March, 2022

| PARTICULARS | 31.03.2022 | 31.03.2021 |
|--------------------------------------------------------------------------|-------------------|-----------------|
| CASH FLOW FROM OPERATING ACTIVITIES | | |
| Net Profit before Tax | 716.47 | 79.62 |
| Adjustments for | | |
| Finance Cost | 124.36 | 4.46 |
| Interest Income | -137.22 | -234.65 |
| Depreciation | 155.13 | 244.79 |
| Profit on sale / discard of fixed Assets | -3.18 | -3.23 |
| Operating Profit Before Working Capital Changes: | 855.56 | 90.99 |
| Decrease/(increase) in Inventories | -559.86 | -223.33 |
| Decrease/(increase) in loans, Trade receivable and other assets | -2267.44 | 819.36 |
| Increase/(decrease) in Non-current liabilities | 422.65 | -200.19 |
| Increase/(decrease) in Trade Payables and other liabilities & Provisions | 0.00 | |
| Current investment | | |
| Decrease/(increase) in Loans & advances | -1549.09 | 486.83 |
| Cash generated from operations | -135.64 | 6.57 |
| Direct Taxes paid | | |
| Net Cash Flow From Operating Activites (A) | (1,413.45) | 480.26 |
| CASH FLOW FROM INVESTING ACTIVITIES | | |
| Decrease/(increase) in Other Non Current Assets | -1467.24 | 0.67 |
| Purchase of fixed assets | 72.76 | -95.73 |
| Increase/(decrease) in Fixed deposits | 3.18 | 3.23 |
| Sale of fixed assets | -629.28 | -1464.97 |
| Acquisition of Net Assets on Merger | 1515.00 | 745.89 |
| Advance Given | 138.53 | 234.65 |
| Interest Income | | |
| Net Cash Flow From Investing Activites (B) | (367.05) | (576.26) |
| CASH FLOW FROM FINANVING ACTIVITIES | | |
| Increase in Capital (Due to Merger) | 2138.05 | 0 |
| CASH FLOW FROM FINANCING ACTIVITIES | | |
| Rapayment of Long Term borrowings | -46.02 | -65.94 |
| Long Term & Short Term Funds Borrowed/(Repaid) | 0.03 | 170.35 |
| Finance Cost | -124.36 | -4.47 |
| Increase in Share Capital | | |
| Net Cash Flow From Financing Activites (C) | 1,967.70 | 99.94 |
| Net Increase / Decrease In | | |
| CASH & CASH EQUIVALENTS (A + B + C) | 187.20 | 3.94 |
| Cash & Cash Equivalents - Opening Balance | 9.99 | 6.05 |
| Cash & Cash Equivalents - Closing Balance | 197.19 | 9.99 |



Annexure A

May 30, 2022

To,
The Department of Corporate Services,
BSE Limited
Phiroze Jeejeebhoy Towers,
Dalal Street, Fort,
Mumbai - 400 001

Scrip ID: RRIL/Scrip Code: 531307

Sub: Declaration pursuant to Regulation 33(3)(d) of the Securities and Exchange Board of India (Listing Obligations and Disclosure Requirements) Regulations, 2015

Dear Sirs,

In terms of the provisions of Regulation 33(3) (d) of the Securities and Exchange Board of India (Listing Obligations and Disclosure Requirements) Regulations, 2015, I Harsh Mehta, Executive Director & Chief Financial Officer of the Company, hereby declare that the Statutory Auditors of the Company M/s. Subramaniam Bengali & Associates, Chartered Accountants (Firm's Registration No. 127499W) have issued an Audit Report with unmodified opinion on the Audited Financial Results (Standalone and Consolidated) for the year ended March 31, 2022.

Kindly take this declaration on record.

Thanking you,

Yours faithfully,
For RRIL LIMITED


Harsh Mehta
Executive Director & CEO
DIN: 08315401

