



**SUBRAMANIAM BENGALI & ASSOCIATES**  
**CHARTERED ACCOUNTANTS**

Independent Auditor's Review Report on the Quarterly and Nine Month ended Unaudited Standalone Financial Results of the Company Pursuant to the Regulation 33 of the SEBI (Listing Obligations and Disclosure Requirements) Regulations, 2015, as amended

Review Report to  
The Board of Directors  
RRIL Limited

1. We have reviewed the accompanying statement of unaudited standalone financial results of RRIL Limited. (the "Company") for the Quarter and Nine Month ended December 31, 2023 (the "Statement") attached herewith, being submitted by the Company pursuant to the requirements of Regulation 33 of the SEBI (Listing Obligations and Disclosure Requirements) Regulations, 2015, as amended (the "Listing Regulations").
2. This Statement, which is the responsibility of the Company's Management and approved by the Company's Board of Directors, has been prepared in accordance with the recognition and measurement principles laid down in Indian Accounting Standard 34, (Ind AS 34) "Interim Financial Reporting" prescribed under Section 133 of the Companies Act, 2013 as amended, read with relevant rules issued thereunder and other accounting principles generally accepted in India. Our responsibility is to express a conclusion on the Statement based on our review.
3. We conducted our review of the Statement in accordance with the Standard on Review Engagements (SRE) 2410, "Review of Interim Financial Information Performed by the Independent Auditor of the Entity" issued by the Institute of Chartered Accountants of India. This standard requires that we plan and perform the review to obtain moderate assurance as to whether the Statement is free of material misstatement. A review of interim financial information consists of making inquiries, primarily of persons responsible for financial and accounting matters, and applying analytical and other review procedures. A review is substantially less in scope than an audit conducted in accordance with Standards on Auditing and consequently does not enable us to obtain assurance that we would become aware of all significant matters that might be identified in an audit. Accordingly, we do not express an audit opinion.
4. Based on our review conducted as above, nothing has come to our attention that causes us to believe that the accompanying Statement, prepared in accordance with the recognition and measurement principles laid down in the aforesaid Indian Accounting Standards ('Ind AS') specified under Section 133 of the Companies Act, 2013 as amended, read with relevant rules issued thereunder and other accounting principles generally accepted in India, has not disclosed the information required to be disclosed in terms of the Listing Regulations, including the manner in which it is to be disclosed, or that it contains any material misstatement.

Place : Mumbai  
Date : 07<sup>th</sup> February, 2024

For Subramaniam Bengali & Associates  
Chartered Accountants  
ICAI Reg. No. 7499W  
MUMBAI  
M. No. 043163  
CA - P. Subramaniam  
Partner  
Mem. No. 043163  
UDIN No.: 24043163BKFAXK3740

**Statement of Unaudited Standalone Financial Results for the quarter and nine months ended December 31, 2023**

(Amount in Lakhs)

| Sr. No. | Particulars  | Quarter Ended |            |            | Nine month ended |            | Year ended |
|---------|--|---------------|------------|------------|------------------|------------|------------|
|         |  | 31.12.2023    | 30.09.2023 | 31.12.2022 | 31.12.2023       | 31.12.2022 | 31.03.2023 |
|         |  | Unaudited     | Unaudited  | Unaudited  | Unaudited        | Unaudited  | Audited    |
| I       | Revenue from operations  | -             | -          | 1,145.87   | -                | 2,942.63   | 4,153.41   |
| II      | Other income   | 79.85         | 80.92      | 100.05     | 244.57           | 177.51     | 255.14     |
| III     | Total Revenue (I+II)   | 79.85         | 80.92      | 1,245.92   | 244.57           | 3,120.14   | 4,408.55   |
| IV      | Expenses   |               |            |            |                  |            |            |
|         | (a) Cost of materials consumed   | 104.02        | -          | 801.78     | 129.75           | 1,798.86   | 452.64     |
|         | (b) Purchases of stock-in-trade  | -             | 11.96      | 96.38      | -                | 452.58     | 2,448.95   |
|         | (c) Change in Inventories of Finished goods, Stock-in -Trade & WIP                 | (104.02)      | (11.80)    | 66.60      | (118.18)         | (22.75)    | -          |
|         | (d) Employee benefits expense  | 29.16         | 37.03      | 25.88      | 89.29            | 75.02      | 100.74     |
|         | (e) Finance costs  | 0.14          | 0.22       | 0.36       | 0.65             | 1.24       | 1.54       |
|         | (f) Depreciation and amortisation expense  | 1.24          | 1.25       | 1.81       | 3.72             | 5.42       | 7.23       |
|         | (g) Other expenses(Incl. Selling & distribution Exp)                               | 11.31         | 4.37       | 17.64      | 24.21            | 98.07      | 119.60     |
|         | Total Expenses (IV)  | 41.85         | 43.03      | 1,010.45   | 129.44           | 2,408.44   | 3,130.70   |
| V       | Profit/(Loss) before exceptional and extra ordinary items and tax (III-IV)         | 38.00         | 37.89      | 235.47     | 115.13           | 711.70     | 1,277.85   |
| VI      | Exceptional items  | -             | -          | -          | -                | -          | -          |
| VII     | Profit/(Loss) before tax (V-VI)  | 38.00         | 37.89      | 235.47     | 115.13           | 711.70     | 1,277.85   |
|         | Tax expense  |               |            |            |                  |            |            |
|         | - Current  | 9.56          | 10.13      | 59.26      | 28.97            | 179.12     | 337.66     |
|         | - Prior Year Tax   | -             | -          | -          | -                | 0.74       | 1.07       |
|         | - Deferred Tax   | (0.07)        | (0.07)     | 0.12       | (2.61)           | 3.42       | 3.54       |
| VIII    | Total Tax Expenses   | 9.49          | 10.06      | 59.38      | 26.36            | 183.28     | 342.27     |
| IX      | Profit/(Loss) for the period from continuing operations (VII-VIII)                 | 28.51         | 27.83      | 176.09     | 88.77            | 528.42     | 935.58     |
| X       | Profit/(Loss) from discontinuing operations  | -             | -          | -          | -                | -          | -          |
| XI      | Tax expense of discontinuing operations  | -             | -          | -          | -                | -          | -          |
| XII     | Profit/(Loss) from discontinuing operations after tax (X-XI)                       | -             | -          | -          | -                | -          | -          |
| XIII    | Net Profit/(Loss) for the period (IX+XII)  | 28.51         | 27.83      | 176.09     | 88.77            | 528.42     | 935.58     |
| XIV     | Other Comprehensive Income   | -             | -          | -          | -                | -          | -          |
| XV      | Total Comprehensive Income for the period (XIII+XIV)                               | 28.51         | 27.83      | 176.09     | 88.77            | 528.42     | 935.58     |
|         | Paid up Equity Share Capital   | 6,060.71      | 6,060.71   | 6,060.71   | 6,060.71         | 6,060.71   | 6,060.71   |
|         | Total Reserve  | -             | -          | -          | -                | -          | 1,594.65   |
| XVI     | Earnings per Equity share ( Face Value of Rs. 5/- each) (for continuing operation) |               |            |            |                  |            |            |
|         | Basic and diluted earnings/ (loss) per share (Rs.)                                 | 0.02          | 0.02       | 0.15       | 0.07             | 0.44       | 0.77       |

**Standalone Segment wise Revenue, results and Capital employed**

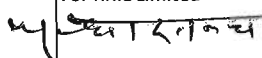
(Amount in Lakhs)

| Sr. No. | Particulars   | Quarter Ended |            |            | Nine Month ended |            | Year ended |
|---------|---|---------------|------------|------------|------------------|------------|------------|
|         |   | 31.12.2023    | 30.09.2023 | 31.12.2022 | 31.12.2023       | 31.12.2022 | 31.03.2023 |
|         |   | Unaudited     | Unaudited  | Unaudited  | Unaudited        | Unaudited  | Audited    |
| 1       | <b>Segment Revenue</b>  |               |            |            |                  |            |            |
|         | a. Textile  | -             | -          | 168.69     | -                | 453.39     | 496.16     |
|         | b. Real Estate  | -             | -          | 977.18     | -                | 2,489.24   | 3,657.25   |
|         | c. Other Income   | 79.85         | 80.92      | 100.05     | 244.57           | 177.51     | 255.14     |
|         | Total Income from Operations  | 79.85         | 80.92      | 1,245.92   | 244.57           | 3,120.14   | 4,408.55   |
| 2       | <b>Segment Result : Profit / (Loss) before Tax and Finance cost</b> |               |            |            |                  |            |            |
|         | a. Textile  | -             | -          | 5.71       | -                | 23.56      | 43.52      |
|         | b. Real Estate  | -             | (0.16)     | 175.40     | (11.57)          | 690.38     | 1,208.30   |
|         | c. Other Income   | 79.85         | 80.92      | 100.05     | 244.57           | 177.51     | 255.14     |
|         | Total   | 79.85         | 80.76      | 281.16     | 233.00           | 891.45     | 1,506.96   |
|         | Less : Finance Cost   | 0.14          | 0.22       | 0.36       | 0.65             | 1.24       | 1.54       |
|         | Less : Un-allocable Expenses  | 41.71         | 42.65      | 45.33      | 117.22           | 178.51     | 227.57     |
|         | Profit / (Loss) before Tax  | 38.00         | 37.89      | 235.47     | 115.13           | 711.70     | 1,277.85   |
| 3       | <b>Segment Assets</b>   |               |            |            |                  |            |            |
|         | a. Textile  | 6,430.38      | 6,369.05   | 6,174.80   | 6,430.38         | 6,174.80   | 6,262.74   |
|         | b. Real Estate  | 1,752.81      | 1,778.07   | 1,920.48   | 1,752.81         | 1,920.48   | 1,881.85   |
|         | Total   | 8,183.19      | 8,147.12   | 8,095.28   | 8,183.19         | 8,095.28   | 8,144.59   |
| 4       | <b>Segment Liabilities</b>  |               |            |            |                  |            |            |
|         | a. Textile  | 80.91         | 76.69      | 45.45      | 80.91            | 45.45      | 63.13      |
|         | b. Real Estate  | 358.14        | 354.80     | 801.62     | 358.14           | 801.62     | 426.10     |
|         | Total   | 439.05        | 431.49     | 847.07     | 439.05           | 847.07     | 489.23     |

Notes :

- 1 The unaudited standalone financial results of the Company for the quarter and nine months ended December 31, 2023 have been prepared in accordance with the Indian Accounting Standards ("Ind AS") as prescribed under section 133 of the Companies Act, 2013 read with the Companies (Indian Accounting Standards) Rules, 2015 and relevant amendment rules thereafter.
- 2 The Unaudited standalone Financial Results have been reviewed and recommended by the Audit Committee and approved by Board of Directors at their respective meetings held on February 07, 2024. The Statutory Auditors of the company have carried out a limited review of the financial results for the quarter and nine months ended December 31, 2023.
- 3 During the quarter and nine months ended December 31, 2023, Company operates in Textile and Real Estate Segment. Hence segmental reporting under IND AS 108- "Operating Segment" is given.
- 4 Figures for the previous quarter and previous periods have been regrouped and reclassified to confirm to the classification of the current period, wherever necessary.
- 5 The results are available on BSE Website ([www.bseindia.com](http://www.bseindia.com)) and on the Company's website [www.rrillimited.com](http://www.rrillimited.com)

For RRIL Limited

  
Ratanchand D Jain  
Chairman & Managing Director  
DIN: 01604521



Mumbai, 07.02.2024



**SUBRAMANIAM BENGALI & ASSOCIATES**  
**CHARTERED ACCOUNTANTS**

**Independent Auditor's Review Report on the Quarterly and Nine Month ended Unaudited Consolidated Financial Results of the Company Pursuant to the Regulation 33 of the SEBI (Listing Obligations and Disclosure Requirements) Regulations, 2015, as amended**

**Review Report to  
The Board of Directors  
RRIL Limited**

1. We have reviewed the accompanying Statement of Consolidated financial results of **RRIL Limited**. ("the Parent") and its subsidiary (**M/s. Raj Rajendra Industries limited**) for the Quarter and Nine Month ended on **December 31, 2023** (the statement), being submitted by the company pursuant to the requirement of the Regulations 33 of the SEBI (Listing Obligation and Disclosure Requirements) Regulations, 2015, as amended ("the Listing Regulations").
2. This Statement, which is the responsibility of the Company's Management and approved by the Company's Board of Directors, has been prepared in accordance with the recognition and measurement principles laid down in Indian Accounting Standard 34, (Ind AS 34) "Interim Financial Reporting" prescribed under Section 133 of the Companies Act, 2013 as amended, read with relevant rules issued thereunder and other accounting principles generally accepted in India. Our responsibility is to express a conclusion on the Statement based on our review.
3. We conducted our review of the Statement in accordance with the Standard on Review Engagements (SRE) 2410, "Review of Interim Financial Information Performed by the Independent Auditor of the Entity" issued by the Institute of Chartered Accountants of India. This standard requires that we plan and perform the review to obtain moderate assurance as to whether the Statement is free of material misstatement. A review of interim financial information consists of making inquiries, primarily of persons responsible for financial and accounting matters, and applying analytical and other review procedures. A review is substantially less in scope than an audit conducted in accordance with Standards on Auditing and consequently does not enable us to obtain assurance that we would become aware of all significant matters that might be identified in an audit. Accordingly, we do not express an audit opinion.
4. The statement includes the results of M/s. Raj Rajendra Industries limited



5. Based on our review conducted as above, nothing has come to our attention that causes us to believe that the accompanying Statement, prepared in accordance with the recognition and measurement principles laid down in the aforesaid Indian Accounting Standards ('Ind AS') specified under Section 133 of the Companies Act, 2013 as amended, read with relevant rules issued thereunder and other accounting principles generally accepted in India, has not disclosed the information required to be disclosed in terms of the Listing Regulations, including the manner in which it is to be disclosed, or that it contains any material misstatement.
6. The accompanying Statement includes the unaudited interim financial results and other financial information, in respect of subsidiary, whose unaudited interim financial results include total revenue of Rs. 6,949.34 Lacs and total net profit after tax of Rs. 312.73 Lacs and Total Comprehensive Income of Rs. 312.73 Lacs Nine Month ended December 31, 2023 as considered in the statement which have been reviewed by its Independent Auditor.

Interim financial information of subsidiary has been reviewed by other auditor and whose results has been furnished to us by the management and our conclusion on the statement, in so far as it relates to the amounts and disclosures in respect of the subsidiary, is based solely on the report of such auditors and procedures performed by us as stated in paragraph 3 above.

Our conclusion is not modified in respect of this, with respect to our reliance on the work and the reports of the other auditor and the financial results/financial information certified by the management.


**For Subramaniam Bengali & Associates**

**Chartered Accountants**

**ICAI FRN: 707499W**

**MUMBAI**

**M. No. 043163**



**CA. P. Subramaniam**

**Partner**

**Mem. No. 043163**

**UDIN No.: 24043163BKFAXL4333**


**Place : Mumbai**

**Date : 07<sup>th</sup> February, 2024**

**Statement of Unaudited Consolidated Financial Results for the quarter and nine months ended December 31, 2023**

(Amount in Lakhs)

| Sr. No. | Particulars   | Quarter Ended on |                 |                 | Nine months ended |                  | Year ended       |
|---------|---|------------------|-----------------|-----------------|-------------------|------------------|------------------|
|         |   | 31.12.2023       | 30.09.2023      | 31.12.2022      | 31.12.2023        | 31.12.2022       | 31.03.2023       |
|         |   | Unaudited        | Unaudited       | Unaudited       | Unaudited         | Unaudited        | Audited          |
| I       | Revenue from operations   | 2,249.17         | 2,692.49        | 4,267.49        | 6,897.46          | 11,064.64        | 15,453.25        |
| II      | Other income  | 109.44           | 78.62           | 114.80          | 296.45            | 244.05           | 331.25           |
| III     | <b>Total Revenue (I+II)</b>   | <b>2,358.61</b>  | <b>2,771.11</b> | <b>4,382.29</b> | <b>7,193.91</b>   | <b>11,308.69</b> | <b>15,784.50</b> |
| IV      | Expenses  |                  |                 |                 |                   |                  |                  |
|         | (a) Cost of materials consumed  | 1,976.72         | 2,088.87        | 3,633.07        | 5,846.03          | 9,061.58         | 12,024.07        |
|         | (b) Purchases of stock-in-trade   | -                | -               | 96.38           | -                 | 452.58           | 452.64           |
|         | (c) Change in Inventories of Finished goods, Stock-in -                     | (106.16)         | 158.88          | (50.48)         | (124.90)          | (389.37)         | 25.58            |
|         | (d) Employee benefits expense   | 197.94           | 195.07          | 160.15          | 544.25            | 498.96           | 665.51           |
|         | (e) Finance costs   | 41.22            | 44.72           | 43.83           | 130.56            | 90.22            | 136.18           |
|         | (f) Depreciation and amortisation expense                                   | 33.80            | 33.80           | 41.81           | 101.39            | 125.42           | 138.55           |
|         | (g) Other expenses (Incl. Selling & distribution Exp)                       | 41.40            | 84.00           | 92.26           | 182.07            | 323.87           | 458.45           |
|         | <b>Total Expenses (IV)</b>  | <b>2,184.92</b>  | <b>2,605.34</b> | <b>4,017.02</b> | <b>6,679.40</b>   | <b>10,163.26</b> | <b>13,900.98</b> |
| V       | Profit/(Loss) before exceptional and extra ordinary items and tax (III-IV)  | 173.69           | 165.77          | 365.27          | 514.51            | 1,145.43         | 1,883.52         |
| VI      | Exceptional items   | -                | -               | -               | -                 | -                | -                |
| VII     | <b>Profit/(Loss) before extra ordinary items and tax (V-VI)</b>             | <b>173.69</b>    | <b>165.77</b>   | <b>365.27</b>   | <b>514.51</b>     | <b>1,145.43</b>  | <b>1,883.52</b>  |
|         | Tax expense   |                  |                 |                 |                   |                  |                  |
|         | - Current   | 43.71            | 42.32           | 91.93           | 129.49            | 288.28           | 504.70           |
|         | - Prior Year Tax  | -                | -               | -               | -                 | 0.74             | 1.07             |
|         | - Deferred Tax  | (0.97)           | (1.01)          | (2.36)          | (16.48)           | (2.89)           | 2.15             |
| VIII    | <b>Total Tax Expenses</b>   | <b>42.74</b>     | <b>41.31</b>    | <b>89.57</b>    | <b>113.01</b>     | <b>286.13</b>    | <b>507.92</b>    |
| IX      | <b>Profit/(Loss) after tax (vii-viii)</b>                                   | <b>130.95</b>    | <b>124.46</b>   | <b>275.70</b>   | <b>401.50</b>     | <b>859.30</b>    | <b>1,375.60</b>  |
|         | Profit for the year attributable to   |                  |                 |                 |                   |                  |                  |
|         | - Shareholders of the Company   | 130.95           | 124.46          | 275.70          | 401.50            | 859.30           | 1,375.60         |
|         | - Non-controlling interest  | -                | -               | -               | -                 | -                | -                |
|         | <b>Profit for the period</b>  | <b>130.95</b>    | <b>124.46</b>   | <b>275.70</b>   | <b>401.50</b>     | <b>859.30</b>    | <b>1,375.60</b>  |
| X       | Other comprehensive income / (loss)   |                  |                 |                 |                   |                  |                  |
|         | a) (i) Items that will not be reclassified to Statement of Profit and Loss  |                  |                 |                 |                   |                  |                  |
|         | - Remeasurement of defined benefit plans - gain/(loss)                      | -                | -               | -               | -                 | -                | 2.46             |
|         | (ii) Income tax relating to items that will be classified to profit or loss | -                | -               | -               | -                 | -                | -                |
|         | b) (i) Items that will be reclassified to statement of Profit and Loss      | -                | -               | -               | -                 | -                | -                |
|         | (ii) Income tax relating to items that will be classified to profit or loss | -                | -               | -               | -                 | -                | -                |
|         | <b>Total other comprehensive income for the year (x)</b>                    | <b>-</b>         | <b>-</b>        | <b>-</b>        | <b>-</b>          | <b>-</b>         | <b>2.46</b>      |
|         | Attributable to   |                  |                 |                 |                   |                  |                  |
|         | - Owners of the Company   | -                | -               | -               | -                 | -                | 2.46             |
|         | - Non-controlling interest  | -                | -               | -               | -                 | -                | -                |
|         | <b>Total Comprehensive income for the year attributable to</b>              | <b>130.95</b>    | <b>124.46</b>   | <b>275.70</b>   | <b>401.50</b>     | <b>859.30</b>    | <b>1,378.06</b>  |
| XI      | - Owners of the Company   | 130.95           | 124.46          | 275.70          | 401.50            | 859.30           | 1,378.06         |
|         | - Non-controlling interest  | -                | -               | -               | -                 | -                | -                |
| XII     | Paid up Equity Share Capital (Face Value Rs.5 each)                         | 6,060.71         | 6,060.71        | 6,060.71        | 6,060.71          | 6,060.71         | 6,060.71         |
|         | Other Equity (as per Last Audited Balance Sheet)                            | -                | -               | -               | -                 | -                | 3,194.73         |
| XIII    | Basic and diluted earnings/ (loss) per share (Rs.)                          | 0.11             | 0.10            | 0.23            | 0.33              | 0.71             | 1.14             |





| Consolidated Segment wise Revenue, Results and Capital employed |   |                  |                  |                  |                   |                  | (Amount in Lakhs) |
|---|---|------------------|------------------|------------------|-------------------|------------------|-------------------|
| Sr. No.   | Particulars   | Quarter Ended on |                  |                  | Nine months ended |                  | Year ended        |
|   |   | 31.12.2023       | 30.09.2023       | 31.12.2022       | 31.12.2023        | 31.12.2022       | 31.03.2023        |
|   |   | Unaudited        | Unaudited        | Unaudited        | Unaudited         | Unaudited        | Audited           |
| 1   | <b>Segment Revenue</b>  |                  |                  |                  |                   |                  |                   |
|   | a. Textile  | 2,249.17         | 2,692.49         | 3,290.31         | 6,897.46          | 8,575.40         | 11,796.00         |
|   | b. Real Estate  | -                | -                | 977.18           | -                 | 2,489.24         | 3,657.25          |
|   | c. Other Income   | 109.44           | 78.62            | 114.80           | 296.45            | 244.05           | 331.25            |
|   | <b>Total Income from Operations</b>                                 | <b>2,358.61</b>  | <b>2,771.11</b>  | <b>4,382.29</b>  | <b>7,193.91</b>   | <b>11,308.69</b> | <b>15,784.50</b>  |
|   | <b>Segment Result : Profit / (Loss) before Tax and Finance cost</b> |                  |                  |                  |                   |                  |                   |
| 2   | a. Textile  | 378.61           | 444.90           | 413.12           | 1,176.33          | 1,249.47         | 1,742.66          |
|   | b. Real Estate  | -                | (0.16)           | 175.40           | -                 | 690.38           | 1,208.30          |
|   | c. Other Income   | 109.44           | 78.62            | 114.80           | 296.45            | 244.05           | 331.25            |
|   | <b>Total</b>  | <b>488.05</b>    | <b>523.36</b>    | <b>703.32</b>    | <b>1,472.78</b>   | <b>2,183.90</b>  | <b>3,282.21</b>   |
|   | Less : Finance Cost   | 41.22            | 44.72            | 43.83            | 130.56            | 90.22            | 136.18            |
|   | Less : Un-allocable Expenses  | 273.14           | 312.87           | 294.22           | 827.71            | 948.25           | 1,262.51          |
|   | <b>Profit / (Loss) before Tax</b>                                   | <b>173.69</b>    | <b>165.77</b>    | <b>365.27</b>    | <b>514.51</b>     | <b>1,145.43</b>  | <b>1,883.52</b>   |
| 3   | <b>Segment Assets</b>   |                  |                  |                  |                   |                  |                   |
|   | a. Textile  | 11,154.02        | 11,136.41        | 11,422.26        | 11,154.02         | 11,422.26        | 10,962.91         |
|   | b. Real Estate  | 1,752.81         | 1,778.07         | 1,920.48         | 1,752.81          | 1,920.48         | 1,881.85          |
|   | <b>Total</b>  | <b>12,906.83</b> | <b>12,914.48</b> | <b>13,342.74</b> | <b>12,906.83</b>  | <b>13,342.74</b> | <b>12,844.76</b>  |
| 4   | <b>Segment Liabilities</b>  |                  |                  |                  |                   |                  |                   |
|   | a. Textile  | 2,891.74         | 3,033.69         | 3,804.44         | 2,891.74          | 3,804.44         | 3,163.22          |
|   | b. Real Estate  | 358.14           | 354.80           | 801.62           | 358.14            | 801.62           | 426.10            |
|   | <b>Total</b>  | <b>3,249.88</b>  | <b>3,388.49</b>  | <b>4,606.06</b>  | <b>3,249.88</b>   | <b>4,606.06</b>  | <b>3,589.32</b>   |

Notes :

- The unaudited consolidated financial results of the Company for the quarter and nine months ended December 31, 2023 have been prepared in accordance with the Indian Accounting Standards ("Ind AS") as prescribed under section 133 of the Companies Act, 2013 read with the Companies (Indian Accounting Standards) Rules, 2015 and relevant amendment rules thereafter.
- The Unaudited consolidated Financial Results have been reviewed and recommended by the Audit Committee and approved by Board of Directors at their respective meetings held on February 07, 2024. The Statutory Auditors of the company have carried out a limited review of the financial results for the Quarter and nine months ended December 31, 2023.
- During the quarter and nine months ended December 31, 2023, Company operates in Textile and Real Estate Segment. Hence segmental reporting under IND AS 108- "Operating Segment" is given.
- Figures for the previous quarter and previous periods have been regrouped and reclassified to confirm to the classification of the current period, wherever necessary.
- The results are available on BSE Website ([www.bseindia.com](http://www.bseindia.com)) and on the Company's website [www.rrilimited.com](http://www.rrilimited.com)

For RRIL Limited

Ratanchand D. Jain  
Chairman & Managing Director  
DIN: 01604521

Mumbai, 07.02.2024